



MyLOFT[®]


Agenda

- MyLOFT ???
- **Overview**
- Features
- Q&A



MyLOFT ???

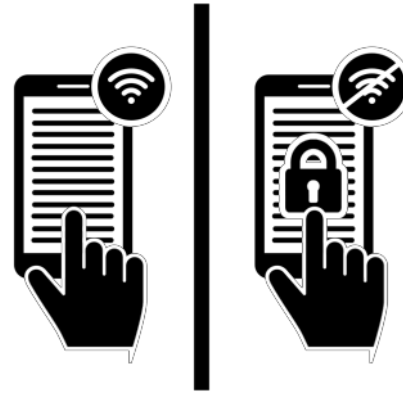
Accessing eContent from your Home ?



Multiple Apps to access eContent?



No Internet Connection?



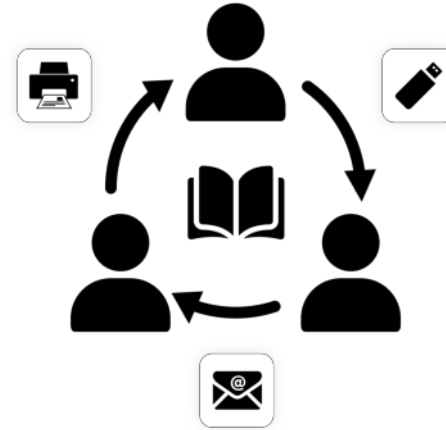
Searching a keyword & reaching a dead end?



Multiple logins required & passwords to remember ?



Sharing articles a hassle?



Overview

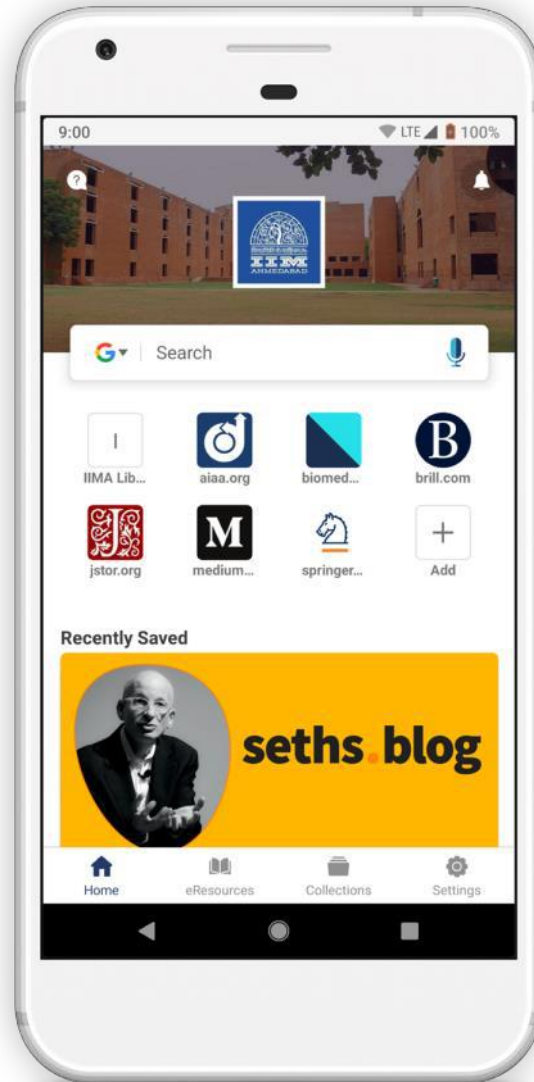
DISCOVER E-CONTENT



ACCESS TO LIBRARY
SUBSCRIBED E-RESOURCES



SAVE & SHARE
CONTENT



TAG AND ORGANISE
YOUR CONTENT



READ YOUR ARTICLES OFFLINE &
LISTEN TO THEM ANYTIME
ANYWHERE



HOW TO LOGIN

Through MyLOFT Mobile and Web App





STEP 1

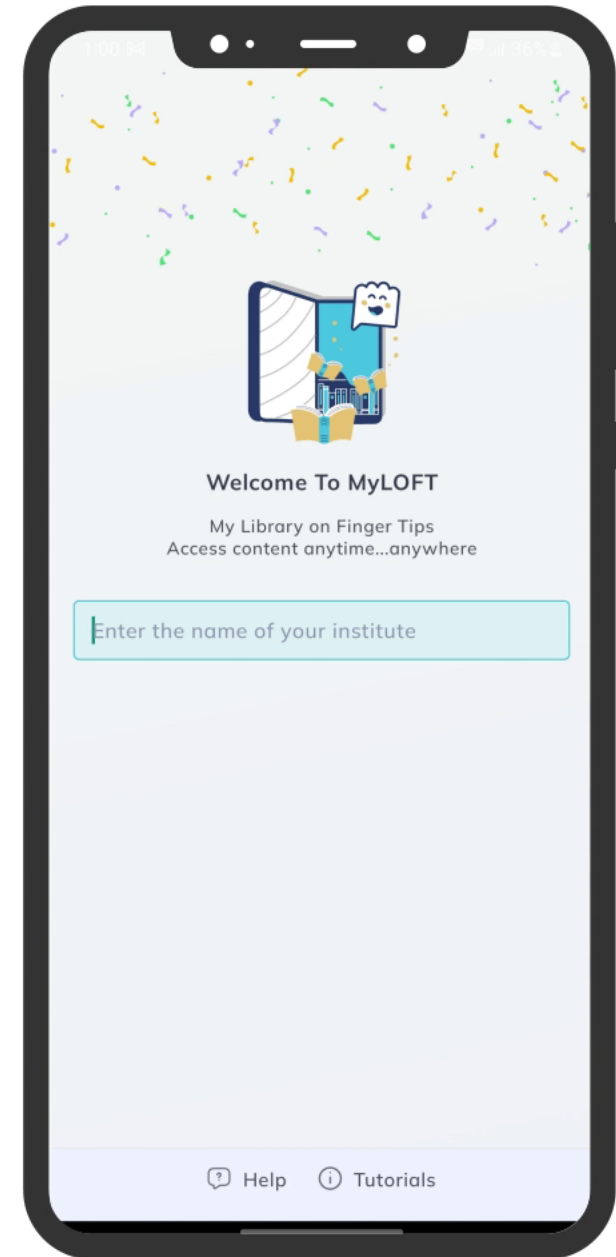
Visit Google Play Store or Apple App Store
To download & install MyLOFT App or scan it here.





STEP 2

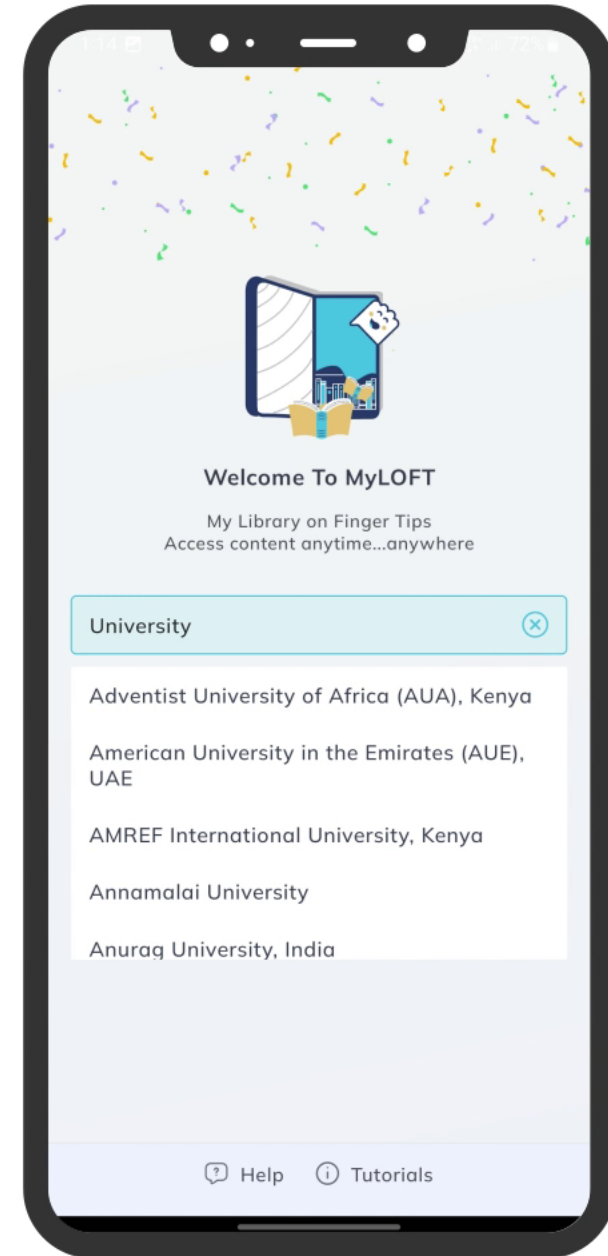
Open the app, and select your institute from the drop down list.





STEP 2

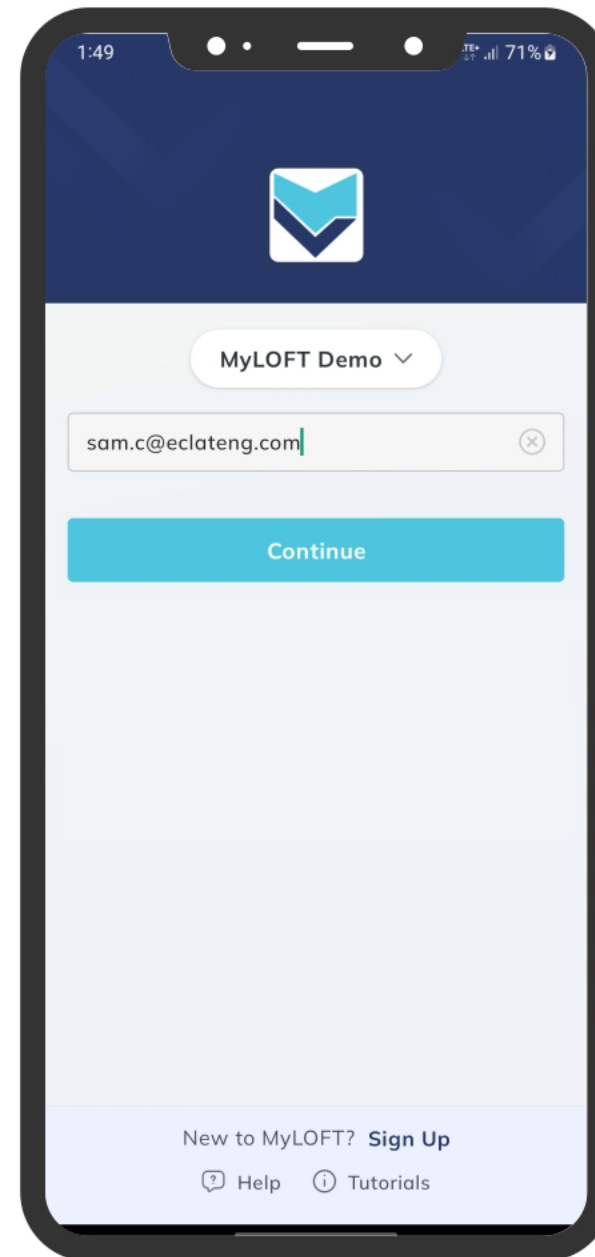
Open the app, and select your institute from the drop down list.





STEP 3

Enter your email id, and click on “Continue”.



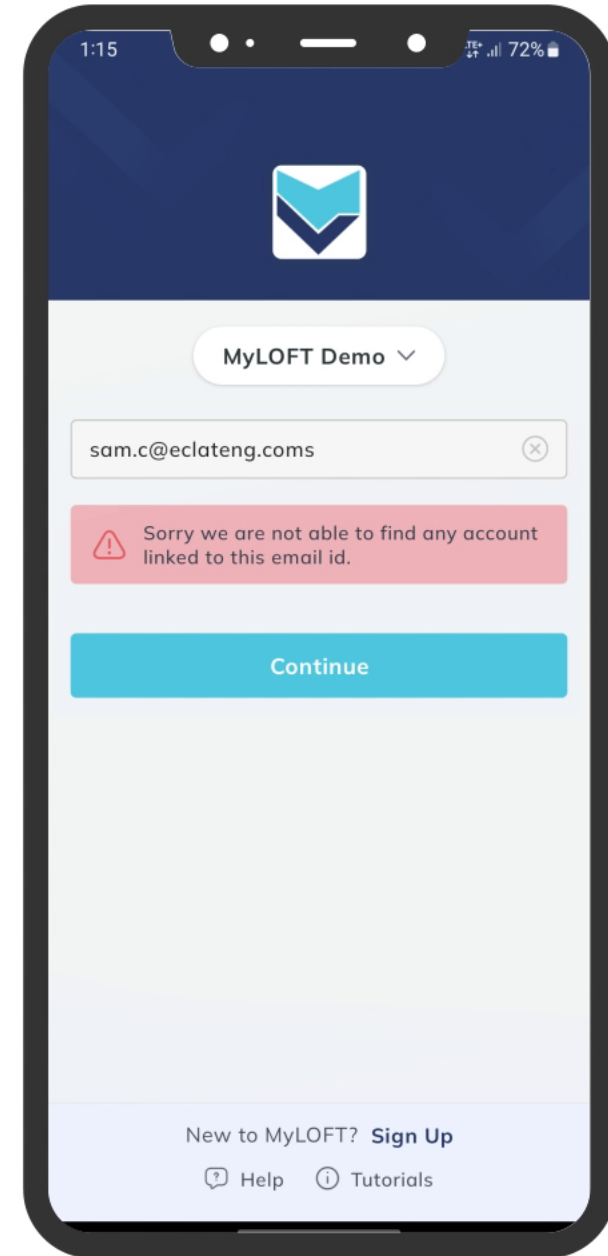


After step 3 you may receive the below message

“Sorry we are not able to find any account linked to this email id.”

➔ Please contact your library and get your account created.

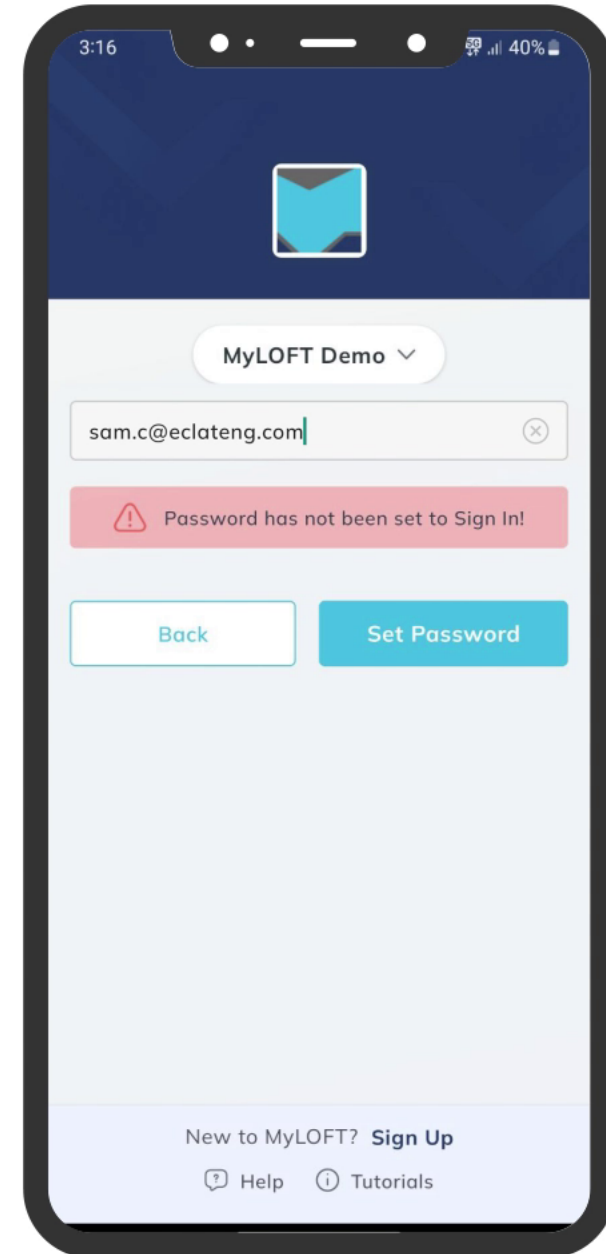
Else proceed with step 4.





STEP 4

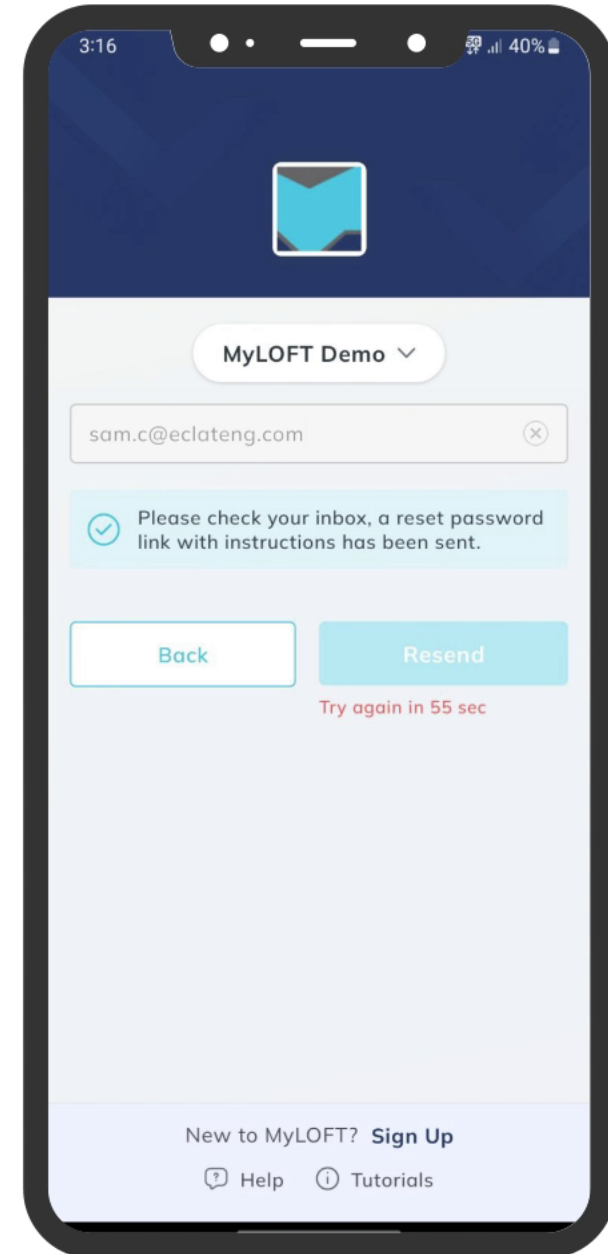
Click on “Set Password” button to receive reset password link in your inbox.





STEP 4

Click on “Set Password” button to receive reset password link in your inbox.

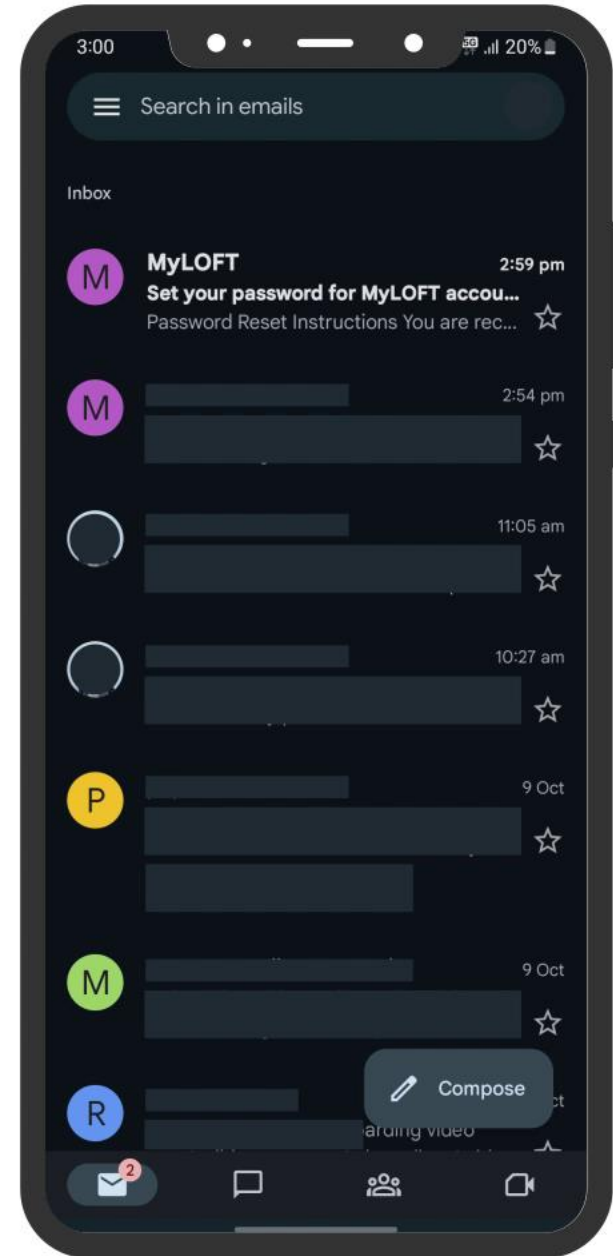




STEP 5

Reach out to your Email inbox and check for below mail.

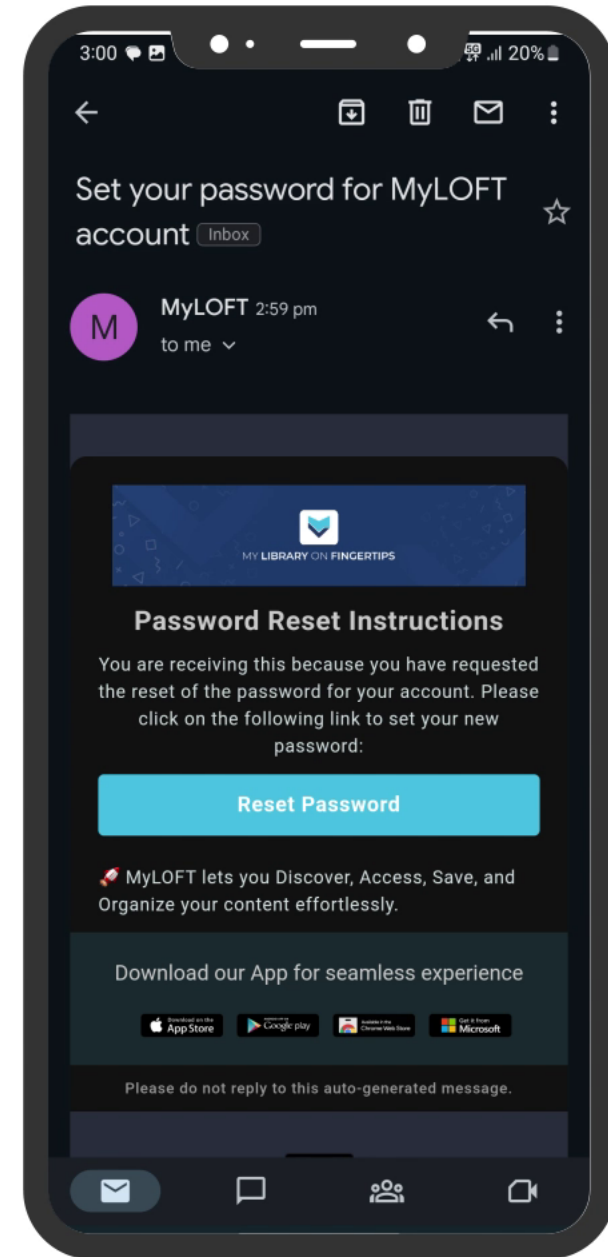
"Subject: Set your password for MyLOFT account."





STEP 6

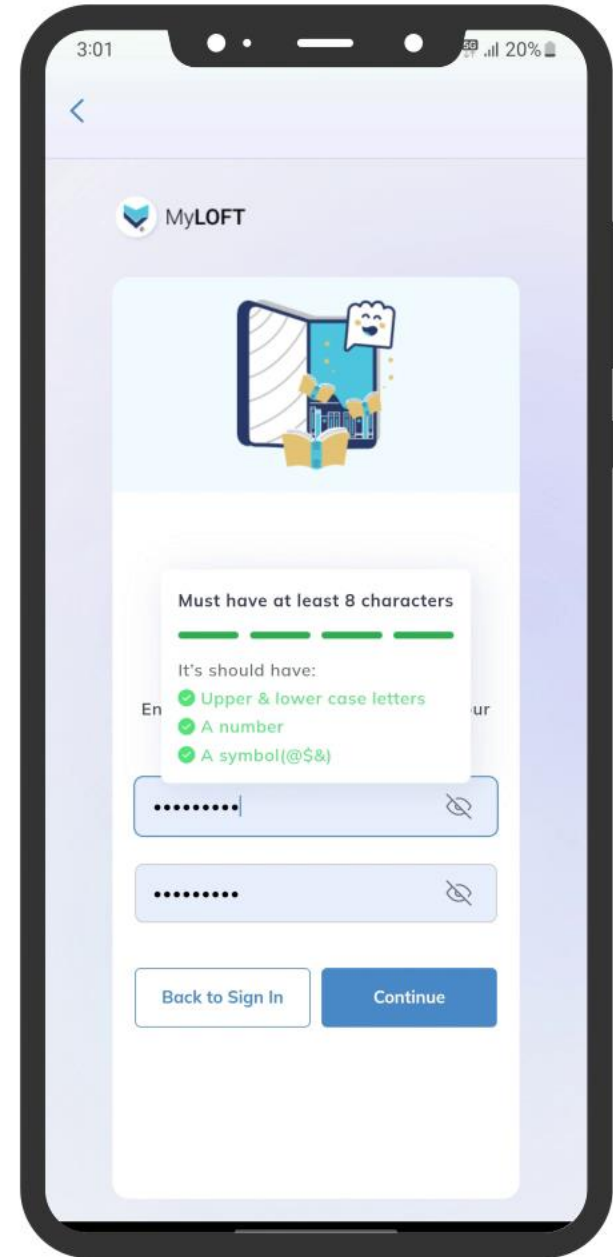
Click on “Reset Password”
button to set password.





STEP 7

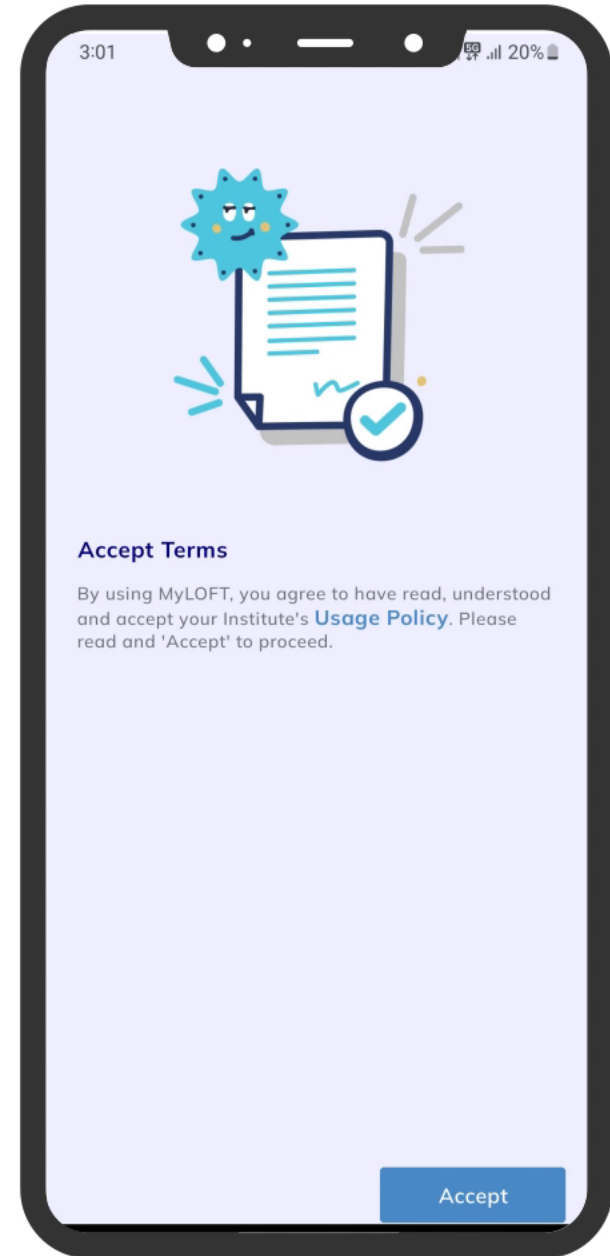
Create a new password for your account and click on “Continue”.





STEP 8

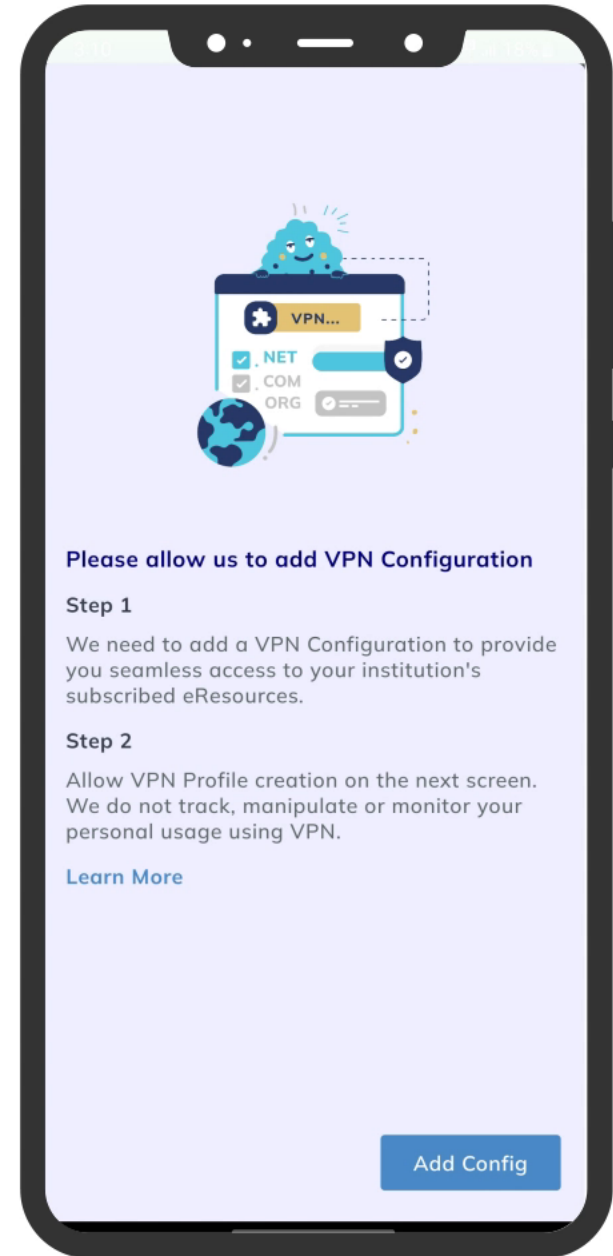
Click on “Accept” button to continue.





STEP 9

Click on “Add Configuration”
button to add VPN.






Congratulations!

You will now reach to your Institute's MyLoft portal.

You may now start accessing library e-Resources.





New Features released

- 1. Improved User Onboarding Workflow**
- 2. Introducing Integrated AI Service for Open Access Content**
- 3. Set MyLOFT Universal Search as Default**

Agenda

- 1. Improved User Onboarding Workflow – Online demo**
- 2. Introducing Integrated AI Service for Open Access Content – Online demo**
- 3. Set MyLOFT Universal Search as Default – Online demo**


Improved User Onboarding Workflow

Welcome Mail



MyLOFT <no-reply@myloft.xyz>
to vaibhav.g+14

11:39AM (0 minutes ago) ☆ ↶ ⋮




Exciting news!


Your MyLOFT account at MyLOFT Demo Library is now activated.

Email Address
vaibhav.g+14@eclateng.com

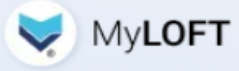
Login as [Redacted]

[Login with Google](#)

 MyLOFT lets you Discover, Access, Save, and Organize your content effortlessly.



Create your Password



 Help  Tutorial

Create your password

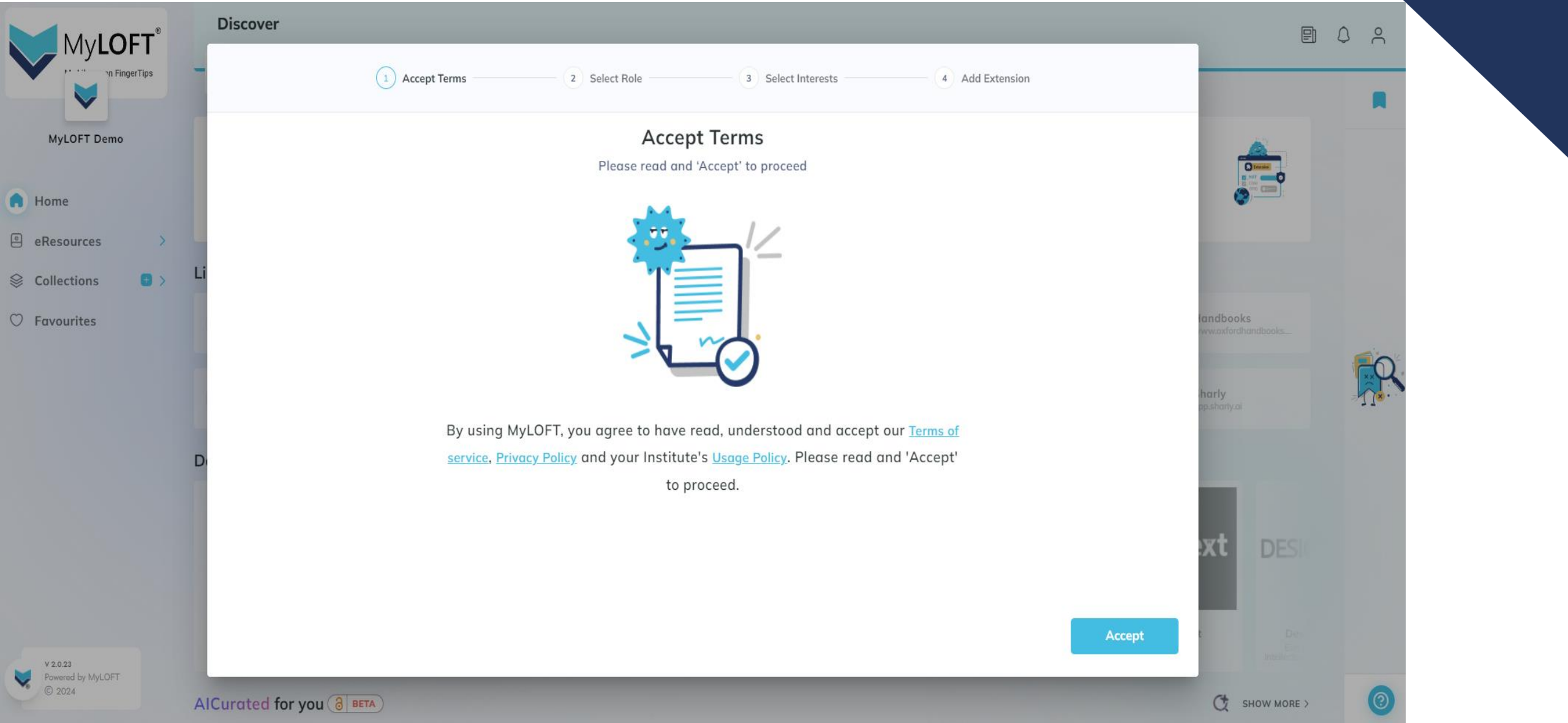
Now set your password and log in to MyLOFT

[Back to Sign In](#)

[Continue](#)

2023 MyLOFT

Bienvenidos al servicio de acceso a fuentes de información para la comunidad de MyLOFT. Si tienes dudas para el uso y aprovechamiento de MyLOFT, comunícate con Douglas Depies, Encargada del Centro de Información...



- 1 Accept Terms
- 2 Select Role
- 3 Select Interests
- 4 Add Extension

Accept Terms

Please read and 'Accept' to proceed



By using MyLOFT, you agree to have read, understood and accept our [Terms of service](#), [Privacy Policy](#) and your Institute's [Usage Policy](#). Please read and 'Accept' to proceed.

Accept



MyLOFT Demo

Home

eResources

Collections

Favourites

Discover

1 Accept Terms — 2 Select Role — 3 Select Interests — 4 Add Extension

Please select an option that describes you best

Academic Researcher

Artist

Author

Business Executive

Designer

Economist

Engineer

Environmentalist

Government Official

Healthcare Professional

Historian

Information Technology Professional

Journalist

Lawyer

Librarian

Linguist

Media Professional

Medical Professional

Musician

Nonprofit Organization Professional

Other

Philosopher

Professor

Scientist

Social Worker

Student

Skip

Next

V 2.0.23

Powered by MyLOFT

© 2024

AICurated for you

SHOW MORE >



Select interest (upto 10) and click “ Next”

Discover

MyLOFT[®]
Powered by MyLOFT
© 2024

MyLOFT Demo

Home
eResources
Collections
Favourites

Accept Terms — Select Role — 3 Select Interests — 4 Add Extension

What are you interested in?

Pick at least two interests and we'll tailor recommendations to match your preferences.

Search

Accounting Acoustics And Ultrasonics Aerospace Engineering Aging Agronomy And Crop Science Algebra And Number Theory

Analytical Chemistry Anatomy Anesthesiology And Pain Medicine Animal Science And Zoology Anthropology Applied Mathematics

Applied Microbiology And Biotechnology Applied Psychology Aquatic Science Archeology Architecture Artificial Intelligence

Astronomy And Astrophysics Atmospheric Science Atomic And Molecular Physics, And Optics Automotive Engineering

Behavioral Neuroscience Biochemistry Bioengineering Biological Psychiatry Biomaterials Biomedical Engineering Biophysics

Biotechnology Building And Construction Business And International Management Cancer Research

Cardiology And Cardiovascular Medicine Catalysis Cell Biology Cellular And Molecular Neuroscience Ceramics And Composites

View More

Skip Next

V 2.0.23
Powered by MyLOFT
© 2024

AICurated for you BETA

SHOW MORE

Click “Add Extension”

The image shows a screenshot of the MyLOFT web application interface. A modal dialog box is open, titled "MyLOFT browser extension". At the top of the dialog, there is a progress bar with four steps: "Accept Terms" (checked), "Select Role" (checked), "Select Interests" (checked), and "Add Extension" (current step, indicated by a circled '4'). The main heading of the dialog is "MyLOFT browser extension" with the instruction "Click the 'Add Extension'". Below this, there is a diagram showing a green shield with a checkmark and the text "100% Secure". To the left of the shield, it says "eContent Subscription Data" and to the right, "Other Data". A globe icon is also present. Below the diagram, there is a paragraph of text: "The MyLOFT browser extension is required to access your library subscribed eResources and start saving articles. Click the 'Add Extension' button to install or enable the MyLOFT browser extension." At the bottom of the dialog, there are two buttons: "Skip" and "Add Extension". A blue arrow points from the text "Click the 'Add Extension' button" to the "Add Extension" button. The background of the application is dimmed, showing a sidebar with navigation options like "Home", "eResources", "Collections", and "Favourites". The top right corner of the application has icons for a document, a bell, and a user profile. The bottom left corner of the application shows the version "V 2.0.23", "Powered by MyLOFT", and "© 2024". The bottom center of the application has the text "AICurated for you" and a "BETA" badge. The bottom right corner has a "SHOW MORE >" button and a help icon.

Discover

MyLOFT®
MyLOFT on FingerTips

MyLOFT Demo

Home

eResources >

Collections + >

Favourites

Li

D

Accept Terms

Select Role

Select Interests

4 Add Extension

MyLOFT browser extension

Click the "Add Extension"

100% Secure

eContent Subscription Data

Other Data

The MyLOFT browser extension is required to access your library subscribed eResources and start saving articles. Click the "Add Extension" button to install or enable the MyLOFT browser extension.

Skip

Add Extension

V 2.0.23
Powered by MyLOFT
© 2024

AICurated for you BETA

SHOW MORE >


Click “Add to Chrome”



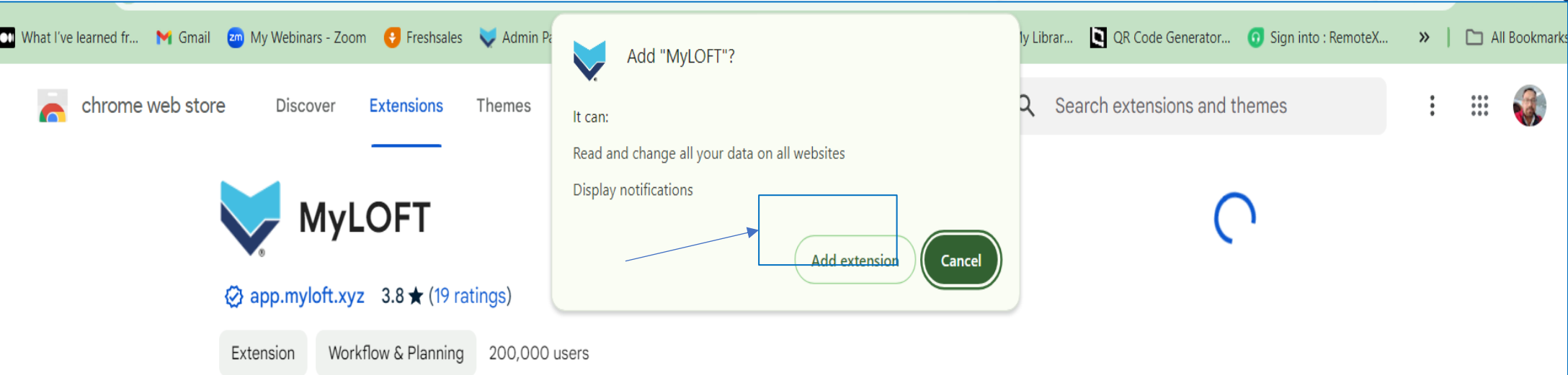
app.myloft.xyz 3.8★ (19 ratings)

Extension Workflow & Planning 200,000 users

Add to Chrome



Click “Add extension”



The screenshot shows the Chrome Web Store interface for the MyLOFT extension. The extension is listed with a 3.8-star rating and 19 reviews. A dialog box titled "Add 'MyLOFT'?" is overlaid on the page, asking for permission to read and change data on all websites and to display notifications. The "Add extension" button is highlighted with a green circle, and a blue arrow points to it from the left. The "Cancel" button is also visible. The background shows the extension's details, including the URL "app.myloft.xyz" and the category "Workflow & Planning".

chrome web store Discover **Extensions** Themes


MyLOFT

app.myloft.xyz 3.8 ★ (19 ratings)


Extension Workflow & Planning 200,000 users

It can:
Read and change all your data on all websites
Display notifications

Add extension Cancel



Home Page



MyLOFT®
on FingerTips

MyLOFT Demo

Home

eResources >

Collections + >













Favourites

Discover










Search

MyLOFT

Library Recommends





-  **iThenticate**
app.ithenticate.com
-  **OA Journals**
www.karger.com
-  **Learning**
www.teachertube.com
-  **TED**
www.ted.com
-  **Tutorials- NICHE**
my.nicheacademy.com
-  **Handbooks**
www.oxfordhandbooks...
-  **Britannica**
www.britannica.com
-  **Sitio Web**
biblioteca-digital.xyz
-  **NY Public Library**
www.nypl.org
-  **Alicia**
alicia.concytec.gob.pe
-  **IEEE Xplore**
ieeexplore.ieee.org
-  **Sharly**
app.sharly.ai

Databases

-  **Art Index Retrospective**
Art Index Retrospective...
EBSCO
-  **ATLASerials, Religion Collection**
ATLASerials, Religion Collection...
EBSCO
-  **Karger**
Karger
-  **5MinuteConsult**
Wolters Kluwer Health
-  **BookUp**
Online-Media
-  **Znanium**
ELS Znanium
-  **iBooks.ru**
Ajbooks LTD.
-  **Kortext**
Kortext
-  **DESK**
Desk...
Intellectual...

AI Curated for you BETA

SHOW MORE >

-  **Anatomy**
Nature Portfolio
Nature
J. C. G.
-  **Accounting: A Very Short Introduction**
Oxford University Press
Oxford University Press...
Christopher Nobes
-  **Requisite research in the atmospheric sciences: an advisor...**
Not Given Author
-  **Atomic and Molecular Physics**
Claude Cohen-Tannoudji

V 2.0.23
Powered by MyLOFT
© 2024

Contact us:

librarysupport@ueab.ac.ke

Thank you